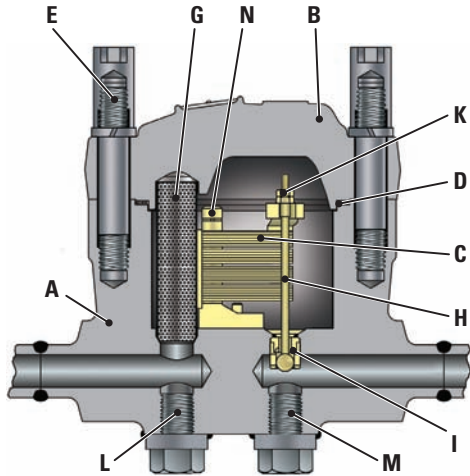


VELAN FORGED HP/HT N2500-2600 STEAM TRAPS



STANDARD MATERIALS

PART	MATERIALS	
A	Body	Forged alloy steel F22, F91
B	Cover	Same as body material
C	Bimetal element	Truflex GB-14
D	Cover gasket	S/S 321 spiral wound with graphite filler
E	Cover stud ⁽¹⁾	Chrome moly. alloy
F	Cover nut ⁽¹⁾	Carbon steel, stainless steel
G	Strainer	Stainless steel
H	Stem and ball	SS, ball valve 58Rc
I	Seat	SS hardfaced Stellite 6
J	Plug gasket	S/S 321 spiral wound with graphite filler
K	Adjusting nut and locknut	Stainless steel
L	Strainer blow down plug	Carbon steel or chrome moly. steel
M	Test plug	Carbon steel or chrome moly. steel
N	Fixing screw and washer	Stainless steel

APPLICATIONS

Type N steam traps resolve all problems with high pressure steam trapping on superheated steam lines in thermal power plants or aboard ships. Over 1,100 U.S. Navy ships have used Velan steam traps.

- Steam main drainage
- Turbine drains
- Desuperheater
- High pressure processing
- General high pressure/temperature service

CONNECTIONS

- Screwed
- Socketweld
- Buttweld
- Flanged

Type N2500/2600

(1) Durahete 1055 (F22), Nimonic 80A (F91), SB637 bolting for ANSI/ASME class 2500 shell.

ENGINEERING DATA

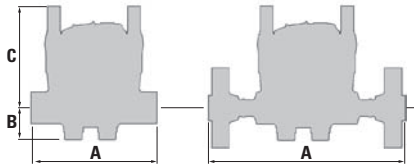
PRESSURE RANGE ⁽¹⁾ psi/bar	PMO psi/bar	MATERIAL	MAX TEMP °F/°C	ORIFICE in/mm	MAX CAPACITY lb/hr/kg/hr
500-2500 (34.5-172)	2500 (172)	F22	1050 565	5/16 8	4,800 2,182
500-2600 (34.5-179)	2600 (179)	F91	1100 593		4,900 2,227

(1) Consult works for operating pressure below 500psi (34.5 bar).

Standard bolting: DURAHETE 1055 – F22, NIMONIC 80A – F91
 Maximum design condition: ANSI/ASME Class 1500
 PMA = Maximum allowable pressure: 3750psi@100°F (259bar.g@38°C)
 TMA = Maximum allowable temperature: 1050°F (565°C) – F22
 1100°F (593°C) – F91
 Maximum cold hydrostatic test pressure: 5625psi (388bar.g)
 TMO = Maximum operating temperature = TMA
 PMO = Maximum operating pressure: (See Table)

Special bolting: SB637
 Maximum design condition: ANSI/ASME 2500
 PMA = Maximum allowable pressure: 6250psi@100°F (431bar.g@38°C)
 Maximum cold hydrostatic test pressure: 9375psi (647bar.g)

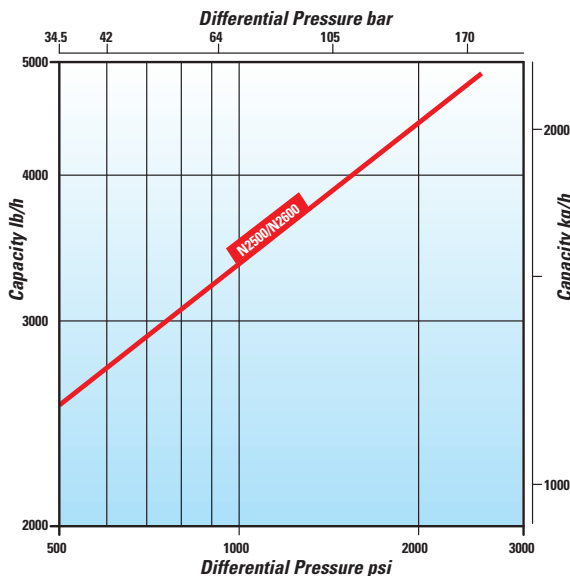
Clearance for Strainer Removal:
N2500/2600; 15 in (381 mm) min.



DIMENSIONS & WEIGHTS

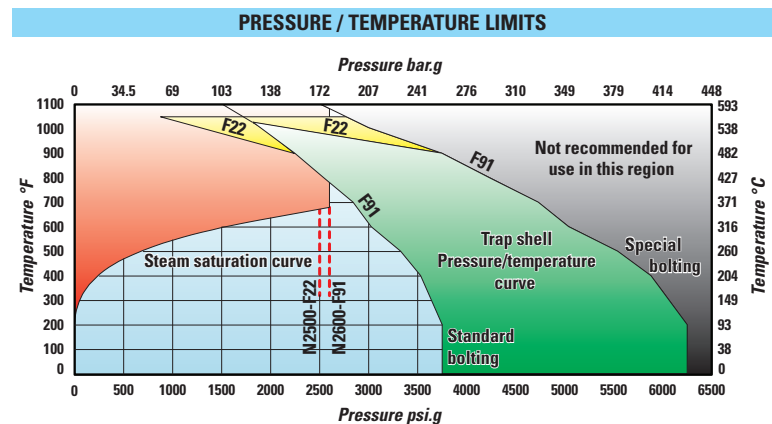
SIZE in/mm	A FACE TO FACE			B CENTER TO BOTTOM	C CENTER TO TOP	WEIGHT lb/kg		
	SW	BW	FLG			SW	BW	FLG
1/2 15	10 254	16 406	15 1/2 349	2 5/8 67	8 1/8 206	80 36	83 38	105 48
3/4 20								
1 25								

CONDENSATE CAPACITY



Maximum cold water capacity x 3.5

The performance graph indicates the continuous discharge capacities of condensate per hour at various pressure differentials across the trap.



----- Pressure limit for trap type